

# ZELDA CARDS

Most Complete Amiibo Cards Pack

**User Manual**

# Package List

Amiibo Nfc Cards 22/23/24 Pcs x1

Crystal Case x1

Gift Thumb Caps x2

Digital Manual Card x1

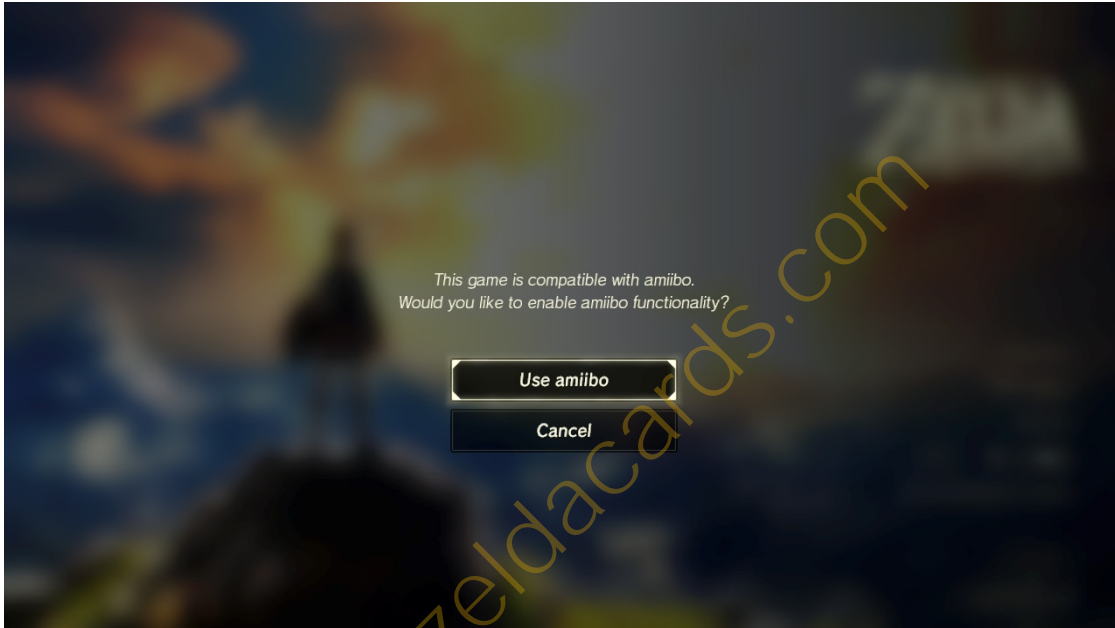


Digital Manual

# I. How To Unlock the Amiibo Rune Guide

**Before you can get the Amiibo Rune, complete the first Rune Trial / Shrine in the Great Plateau.**

**Once you've unlocked the first rune and now how to use it, it's time to start summoning amiibo rewards.**



1. Go to the Main Menu screen and select "amiibo" from the options.
2. Accept and agree to add amiibo functionality to Breath of the Wild
3. Continue your game and hold [Up] on the Left Joy-Con to select the amiibo run — it's on the far right, with an "a" icon.
4. Tap the [L] shoulder button to activate the rune. You can now scan your amiibo.  
A circle will appear. Tap [Up] or [Down] on the Left Joy-Con to set the distance — either far or close. Make sure you select an area that's clear before summoning!
5. Place the amiibo over the [Right-Thumbstick]\*on the Right Joy-Con to scan.
6. If scanned successfully, treasure will appear!

\* Beware, the different console or controller's amiibo scan area are different, you need follow the instruction blow to put the amiibo on right area.



You can tap your amiibo to the right Joy-Con controller's Right Stick or the Nintendo Switch Pro Controller's NFC touchpoint.



Tap any amiibo accessory to the near-field communication (NFC) reader on your Wii U Game Pad controller to score all kinds of bonuses in compatible games.



The New Nintendo 2DS XL and New Nintendo 3DS XL comes with built-in amiibo support. Just tap an amiibo to the NFC reader on the lower screen and go!



You can also use amiibo with Nintendo 3DS, Nintendo 3DS XL or Nintendo 2DS systems via the Nintendo 3DS NFC Reader/Writer accessory (sold separately).

## **II. Frequently Asked Questions**

### **1.Wolf link can't use.**

There are some areas where you can't summon wolf link like the inside of shrines and the Divine Beasts, towns, the open sea, and Eventide Island. if you can't use wolf link in that place, try to move Link to an empty and uninhabited place and try the card again.

### **2. The card can't be recognized**

1. Make sure you finish the first Rune Trial / Shrine in the Great Plateau.
2. Make sure your selected area is clear, if the middle of the screen shows "X", move Link to another place and try again.
3. Please try to remove the joy-con cap and try again.

if you still have a problem, Please don't hesitate to contact us by replay the email with the attachment or send mail to [support@zeldacards.com](mailto:support@zeldacards.com)

## **III. Card Drop Sheet (Check Next Page)**

↓↓↓↓↓↓↓↓



# CARDS SHOW



Wolf Link  
(Twilight Princess)



Link  
(Majora's Mask)



Link  
(Skyward Sword)



Sheik



Ganondorf



Link (30th)



Link (Rider)



Toon Link  
(The Wind Waker)



Zelda (Fight)



Guardian



Toon Link (30th)




Zelda (30th)



Link (8 Bit)



Link (Archer)



Bokoblin



Zelda  
(The Wind Waker)



Link  
(Ocarina of Time)



Link  
(Twilight Princess)



Mipha



Revali



Daruk



Urbosa





























Young Link



Link's Awakening

the ‘ \* ’ marks mean it's exclusives and low drop rate item, which means it needs to be scanned more times

Card Name	Original Amiibo Picture	Card Picture	Card Number	Series	Exclusives	Arms	Drop	Rarity
Wolf Link (TP)			1	TP	Summons Wolf Link each time it's scanned. Read more about this Amiibo's function below	/	/	*****
Majora's Mask Link			2	Majora's Mask	Fierce Dely Mask Fierce Dely Armor Fierce Dely Boots Fierce Dely Sword	Knight's Claymore, Soldier's Claymore, Traveler's Claymore, Fire Arrow x5, Ice Arrow x5, Shock Arrow x5, Bomb Arrow x5	Hylian Shroom, Stella Shroom, Chillsroom, Sunshroom, Zapshroom, Rushroom, Razorshroom, Ironshroom, Silent Shroom, Endura Shroom, Hearty Truffle, Big Hearty Truffle, Arrow x5	*****
Skyward Sword Link			3	Skyward Sword	Cap of the Sky Trousers of the Sky Tunic of the Sky Goddess Sword	Knight's Broadsword, Soldier's Broadsword, Traveler's Sword, Knight's Shield, Soldier's Shield, Traveler's Shield, Fire Arrow x5, Ice Arrow x5, Shock Arrow x5, Bomb Arrow x5	Wooden Crates filled with Rupees	****
Sheik (SSB)			4	SSB	Sheik's Mask	Eightfold Blade, Edge of Duality, Eightfold Longblade, Serpentine Spear, Phrenic Bow, Shield of the Mind's Eye, Fire Arrow x5, Ice Arrow x5, Shock Arrow x5, Bomb Arrow x5	Hylian Shroom, Stella Shroom, Chillsroom, Sunshroom, Zapshroom, Rushroom, Razorshroom, Ironshroom, Silent Shroom, Endura Shroom, Hearty Truffle, Big Hearty Truffle, Arrow x5	****
Ganondorf (SSB)			5	SSB	Sword of Six Sages*	Golden Claymore, Knight's Claymore, Soldier's Claymore, Traveler's Claymore, Star Fragment, Diamond, Sapphire, Ruby, Topaz, Luminous Stone, Opal, Amber, Lynel Guts, Lizalfos Tail, Moblin Guts	Arrows, Rupees, Bokoblin Guts	***
Link (SSB)			6	SSB	Epona, Cap of Twilight, Trousers of Twilight, Tunic of Twilight	Knight's Broadsword, Soldier's Broadsword, Traveler's Sword, Knight's Shield, Soldier's Shield, Traveler's Shield, Fire Arrow x5, Ice Arrow x5, Shock Arrow x5, Bomb Arrow x5	Apple, Palm Fruit, Wildberry, Acorn, Chikalo Tree Nut, Hydromelon, Spicy Pepper, Voltfruit, Fleet-Lotus Seeds, Mighty Bananas, Hearty Durian, Arrow x5	****
Rider Link (BotW)			7	BotW	Traveler's Bridle, Traveler's Saddle	Moonlight Scimitar, Royal Broadsword, Knight's Broadsword, Soldier's Broadsword, Traveler's Sword, Fire Arrow x5, Ice Arrow x5, Shock Arrow x5, Bomb Arrow x5	Hylian Shroom, Stella Shroom, Chillsroom, Sunshroom, Zapshroom, Rushroom, Razorshroom, Ironsh	***
Toon Link (30th) - The Wind Waker			8	30th	Cap of Wind, Tunic of Wind, Trousers of Wind, Sea-Breeze Boomerang	Knight's Broadsword, Soldier's Broadsword, Traveler's Sword, Boomerang, Fire Arrow x5, Ice Arrow x5, Shock Arrow x5, Bomb Arrow x5	Hyrule Bass, Stamina Bass, Chiffin Trout, Sizzlefin Trout, Voltfin Trout, Stealthfin Trout, Mighty Carp, Armored Carp, Mighty Porgy, Armored Porgy, Hearty Bass, Hearty Salmon, Arrow x5	***
Zelda (BotW)			9	BotW	/	Radiant Shield, Royal Shield, Knight's Shield, Soldier's Shield, Traveler's Shield, Star Fragment, Gems, Diamond, Sapphire, Ruby, Topaz, Luminous Stone, Opal, Amber	Hyrule Herb, Cool Saffina, Warm Saffina, Electric Saffina, Swift Carrot, Swift Violet, Mighty Thistle, Armornath, Fortified Pumpkin, Blue Nightshade, Hearty Radish, Big Hearty Radish, Endura Carrot, Silent Princess	*
Guardian (BotW)			10	BotW	/	Guardian Weapons up to ++, Guardian Shields up to ++, Ancient Cores, Ancient Arrows, Rusty Weapons	Ancient materials, Gems	*
Toon Link (SSB)			11	SSB	Cap of Wind, Tunic of Wind, Trousers of Wind, Sea-Breeze Boomerang	Knight's Broadsword, Soldier's Broadsword, Traveler's Sword, Boomerang, Fire Arrow x5, Ice Arrow x5, Shock Arrow x5, Bomb Arrow x5	Hyrule Bass, Stamina Bass, Chiffin Trout, Sizzlefin Trout, Voltfin Trout, Stealthfin Trout, Mighty Carp, Armored Carp, Mighty Porgy, Armored Porgy, Hearty Bass, Hearty Salmon, Arrow x5	***
Zelda (SSB)			12	SSB	Twilight Bow*	Royal Bow, Knight's Bow, Soldier's Bow, Traveler's Bow, Star Fragment, Diamond, Sapphire, Ruby, Topaz, Luminous Stone, Opal, Amber	Hyrule Herb, Cool Saffina, Warm Saffina, Electric Saffina, Swift Carrot, Swift Violet, Mighty Thistle, Armornath, Fortified Pumpkin, Blue Nightshade, Hearty Radish, Big Hearty Radish, Endura Carrot, Silent Princess	***
Link (30th TLoZ) - 8 Bit			13	30th TLoZ	Cap of the Hero, Tunic of the Hero, Trousers of the Hero, Sword	Knight's Broadsword, Soldier's Broadsword, Traveler's Sword, Knight's Shield, Soldier's Shield, Traveler's Shield, Fire Arrow x5, Ice Arrow x5, Shock Arrow x5, Bomb Arrow x5	Arrows x5, Rupees	***
Archer Link (BotW)			14	BotW	/	Falcon Bow, Royal Bow, Knight's Bow, Soldier's Bow, Traveler's Bow, Bomb Arrow x5, Shock Arrow x5, Ice Arrow x5, Fire Arrow x5	Hyrule Bass, Stamina Bass, Chiffin Trout, Sizzlefin Trout, Voltfin Trout, Stealthfin Trout, Mighty Carp, Armored Carp, Mighty Porgy, Armored Porgy, Raw Meat, Raw Prime Meat, Raw Bird Drumstick, Raw Bird Thigh, Hearty Bass, Hearty Salmon, Raw Gourmet Meat, Raw Whole Bird, Arrow x5	*
Bokoblin (BotW)			15	BotW	/	Boko weapons	Raw meat, Raw Prime Meat, Raw Gourmet Meat, Bokoblin Guts	*
Toon Zelda (30th)			16	30th	Hero's Shield	Royal Shield, Knight's Shield, Soldier's Shield, Traveler's Shield, Star Fragment, Gems	Hyrule Herb, Cool Saffina, Warm Saffina, Electric Saffina, Swift Carrot, Swift Violet, Mighty Thistle, Armornath, Fortified Pumpkin, Blue Nightshade, Hearty Radish, Big Hearty Radish, Endura Carrot, Silent Princess	***
Link (30th OOT)			17	30th OOT	Cap of Time, Trousers of Time, Tunic of Time, Biggoron's Sword*	Royal Claymore, Knight's Claymore, Soldier's Claymore, Fire Arrow x5, Ice Arrow x5, Shock Arrow x5, Bomb Arrow x5	Raw Meat, Raw Prime Meat, Raw Gourmet Meat, Arrow x5	****
Link (Twilight Princess)			18	Twilight Princess	Epona Warning: Epona appears on the first scan only, and must be registered in order to keep her. Cap of Twilight Tunic of Twilight Trousers of Twilight	Knight's Broadsword, Soldier's Broadsword, Traveler's Sword, Knight's Shield, Soldier's Shield, Traveler's Shield, Fire Arrow x5, Ice Arrow x5, Shock Arrow x5, Bomb Arrow x5	Apple, Palm Fruit, Wildberry, Acorn, Chikalo Tree Nut, Hydromelon, Spicy Pepper, Voltfruit, Fleet-Lotus Seeds, Mighty Bananas, Hearty Durian, Arrow x5	****
Zora Champion - Mipha			19	Champion	Vah Ruta Divine Helm	Silverscale Spear, Diamond	Hyrule Bass, Stamina Bass, Chiffin Trout, Sizzlefin Trout, Voltfin Trout, Stealthfin Trout, Mighty Carp, Armored Carp, Mighty Porgy, Armored Porgy, Hearty Bass, Hearty Salmon	****
Rito Champion - Revali			20	Champion	Vah Medoh Divine Helm	Falcon Bow, Diamond	Arrows, Apple, Palm Fruit, Wildbert, Acorn, Chikalo Tree Nut, Hydromelon, Spicy Pepper, Voltfruit, Fleet-Lotus Seeds, Mighty Bananas, Hearty Durian	****
Goron Champion - Daruk			21	Champion	Vah Rudania Divine Helm	Stone Smasher, Diamond	Rock Salt, Flint, Amber, Opal, Luminous Stone, Sapphire, Ruby, Topaz	****
Gerudo Champion - Urbosa			22	Champion	Vah Naboris Divine Helm	Moonlight Scimitar, Radiant Shield, Diamond	Raw Meat, Raw Prime Meat, Raw Gourmet Meat	****
Young Link (SSB)			23	SSB	/	Royal Broadsword, Royal Claymore, Royal Halberd Arrows, Fire Arrows, Ice Arrows, Shock Arrows, Bomb Arrows	Hearty Salmon, Hyrule Bass, Stamina Bass, Chiffin Trout, Sizzlefin Trout, Voltfin Trout, Stealthfin Trout, Mighty Carp, Armored Carp, Mighty Porgy, Armored Porgy	**
Link's Awakening			24	Link's Awakening	/	Royal Claymore, Royal Halberd	different types of fish and a Silver Chest containing	**



## IV. Tips for using wolf link

- You can **summon Wolf Link as many times as you want**. There is no limit and no timer.



- The normal Amiibo Wolf link will get only 3 heart containers when you summon him, It's too hard to get 20-hearts Wolf link in normal Amiibo, So our Wolf Link card will get 20-hearts when you summon him, if you don't like it, don't use it in first time. you can purchase a normal Amiibo.

- **If he dies** however, you will either have to reload an older save file when he was still alive or wait until the next day (real days, not in-game days) before you can summon him again. Again, this means not 24 hours, but "until midnight has passed", so if he dies at 23:55 you'll only have to wait 5-6 minutes before you can get him back alive.

- **There are areas where he can't follow you**, like the inside of shrines and the Divine Beasts, but also towns, the open sea and Eventide Island. If you go to these places, he will despawn and you can not summon him again while you are in that area. After you have left that particular area, you CAN summon him again, though. You will also have re-summon him each time you teleported, loaded a save file and after certain cutscenes.

- Wolf Link CAN follow you into the Lost Woods (but not into Korok Forest, because that counts as "town area"), the Hebra Mountains and Eldin Volcano. Wolf Link is **immune to environmental damage**, meaning he does not catch fire on the volcano or loses health in a blizzard. He is, however, **not immune** to elemental attacks, so the fire breath of a Red Lizalfos will still hurt him. He is also not immune to friendly fire, so be careful with that bomb arrows.

- **He will attack everything that is bigger than a squirrel**. He will hunt for you, kill wildlife and enemies alike, and you can just pick up the meat and loot afterwards. He will also attack "hidden" enemies like Treasure Chest Octoroks and camouflaged Lizalfos you might have not seen yet.





- You can **heal him by dropping food on the ground**. He will eat it and regenerate health. Cooked food heals him more than raw food, but since you can not actually drop cooked food, you will have to tell Wolf Link to "stay", drop raw food on the ground, incinerate it and then tell Wolf Link to "follow" once the food is nice and crispy. He will patiently wait until you have prepared his meal and then eat it.

- You can also **kiss your stealth goodbye**. Even if Link is wearing the Sheika armor and has a stealthy food buff, the chain on Wolf Link's paw will make enough noise to alert enemies to your presence, chase critters and horses away and wake up sleeping Bokoblins, so you can call him stay and wait when you want to assassinate enemies.



## V. Tips for Epona

The "first time" you scan the Epona Card (The No.18 Card), Epona is supposed to show up 100%, but there seem to be other requirements as well. Some people reported that Epona didn't show up on the first scan while they were still on the Great Plateau, and even if you could summon her there, there is no way of registering/keeping her because there is no stable there. **We strongly suggest waiting until you have reached your first stable in the game before trying to scan the Card.**



## VI. Link's Awakening

The following suggestions will help you to know how to use Link's Awakening Amiibo in "The Legend of Zelda: Link's Awakening Remake".

Please note that this text below may lead to spoilers, please make sure you accept it before continuing.



First of all, you won't be able to actually use amiibo until you've completed a few of the story dungeons on Koholint Island as part of the main story. If you're exploring, you'll see Dampe the gravekeeper either right before or shortly after you visit Dungeon Level 2, Bottle Grotto. His shack is just east of that dungeon, north of where you have to despatch the Raccoon in the Mysterious Forest and south of the mountains at the top of the island. There's a teleport portal right near Dampe's Shack so you can revisit it easily, too. Most important, once Dampe's Shack is open for business he'll actually briefly pop down to Mabe Village and hang out at the west of the village near the well, to spread the news of his grand not-so opening.

Most importantly, once Dampe's shack is open, you can use amiibo.



## Part II How to use Amiibo in The Legend of Zelda: Link's Awakening for Switch

Basically, it's all linked to this Chamber Dungeon mode, where you create dungeons with Dampe and then share them with friends. Here's how it works:

Every time you complete a Link's Awakening Dungeon, returning to Dampe will let you tell him about your adventures. This will let you unlock various rooms from the single-player dungeons for placement into custom dungeons as 'chambers'. Despite being optional, this does include chambers from the secret Color Dungeon, too. The restrictions mean you'll only have rooms you have the items required to complete already, but optional items like the trading sequence boomerang can make rooms even more trivial.

As well as this, Chambers exist as a collectible out in the world, so can be found in places like the Trendy Game in Mabe Village on occasion. They also occasionally pop up in the tool store, and they can even be stolen from there if you know how to steal.

Finally, tapping Amiibo will unlock you additional Chambers for your custom Dungeons - and one particular amiibo unlocks something special for dungeons in particular.

All you need to do to use amiibo is visit Dampe, where he'll have the option to use amiibo. There are three options related to this: Store Dungeon, Recieve Dungeon and Get Special Chamber. These are all self-explanatory; store and recieve dungeon relates to the fact that the Chamber Dungeon Creator has no online sharing, so the only way to share is to save a designed dungeon to an amiibo and then tap it on a friend's Switch so they can download it.

Get Special Chamber lets you tap an amiibo in order to unlock a special chamber for use in dungeon creation.

### **Link's Awakening Amiibo Compatibility List & Item Unlocks**

Only The Legend of Zelda amiibo are compatible with Link's Awakening, but that goes for any Zelda amiibo.

In terms of the Item Unlocks you get from amiibo, there are essentially six unlocks we've found. They are as follows:

- Great Fairy's Chamber
- Moblin Chief's Chamber
- Ball and Chain Trooper's Chamber
- Winged Item Chamber
- Armos Knight's Chamber

We've found that tapping Zelda amiibo after unlocking these five displays a message saying you already have access to all the special chambers. There is one final reward: tapping the Link's Awakening amiibo specifically unlocks a Shadow Link that can be placed into dungeons. It'll stalk and hunt the player until it is defeated.



## VII. Care and Maintenance

The following suggestions will help you maintain and prolong the life of your products.

- Ideal operating temperatures are 0°C to 35°C, Ideal storage temperatures are -20°C to +45 °C.
- Do not hit, press, shake or drop the cards to avoid damage and injury
- The cards are waterproof, but don't put the cards in fire or high temperature place.
- Free warranty replacements and repairs are only valid in the country or region of purchase. Please contact Zeldacards Customer Support for more details



## VIII. Zelda Cards Customer Support

US Customer Support

Support information and assistance go to:  
[www.zeldacards.com/pages/support](http://www.zeldacards.com/pages/support)

Download manuals:  
[www.zeldacards.com/pages/support](http://www.zeldacards.com/pages/support)

Support Email: [support@zeldacards.com](mailto:support@zeldacards.com)

# Warranty information

## Limited Warranty

The warranty obligations of HYZ Electronics Inc. ("HYZ Electronics") for this product are limited to the terms set forth below:

## What is Covered

This limited warranty covers defects in materials and workmanship in this product.

## What is Not Covered

This limited warranty does not cover any damage, deterioration or malfunction resulting from any alteration, modification, improper or unreasonable use or maintenance, misuse, abuse, accident, neglect, exposure to excess moisture, fire, improper packing and shipping (such claims must be presented to the carrier), lightning, power surges, or other acts of nature. This limited warranty does not cover any damage, deterioration or malfunction resulting from the installation or removal of this product from any installation, any unauthorized tampering with this product, any repairs attempted by anyone unauthorized by HYZ Electronics to make such repairs, or any other cause which does not relate directly to a defect in materials and/or workmanship of this product. This limited warranty does not cover cartons, equipment enclosures or accessories used in conjunction with this product.

Without limiting any other exclusion herein, HYZ Electronics does not warrant that the product covered hereby, including, without limitation, the technology and/or integrated circuit(s) included in the product, will not become obsolete or that such items are or will remain compatible with any other product or technology with which the product may be used.

## How Long this Coverage Lasts

1. All HYZ cards products are covered by a standard twenty (20) year warranty for the HYZ and a standard three (3) year warranty for digital instruction updates.
2. All HYZ cables, bags, and adapters are covered by a standard one (1) year warranty.
3. All HYZ controller, controller repair products are covered by a standard one (1) year warranty.

## Who is Covered

Only the original purchaser of this product is covered under this limited warranty. This limited warranty is not transferable to subsequent purchasers or owners of this product.

## **What HYZ Electronics Will Do**

HYZ Electronics will, at its sole option, provide one of the following three remedies to whatever extent it shall deem necessary to satisfy a proper claim under this limited warranty:

1. Elect to repair or facilitate the repair of any defective parts within a reasonable period of time, free of any charge for the necessary parts and labor to complete the repair and restore this product to its proper operating condition. HYZ Electronics will also pay the shipping costs necessary to return this product once the repair is complete.
2. Replace this product with a direct replacement or with a similar product deemed by HYZ Electronics to perform substantially the same function as the original product.
3. Issue a refund of the original purchase price less depreciation to be determined based on the age of the product at the time remedy is sought under this limited warranty.

## **What HYZ Electronics Will Not Do Under This Limited Warranty**

If this product is returned to HYZ Electronics or the authorized dealer from which it was purchased or any other party authorized to repair HYZ Electronics products, this product must be insured during shipment, with the insurance and shipping charges prepaid by you. If this product is returned uninsured, you assume all risks of loss or damage during shipment. HYZ Electronics will not be responsible for any costs related to the removal or re-installation of this product from or into any installation. HYZ Electronics will not be responsible for any costs related to any setting up this product, any adjustment of user controls or any programming required for a specific installation of this product.

## **How to Obtain a Remedy Under This Limited Warranty**

To obtain a remedy under this limited warranty, you must contact either the authorized HYZ Electronics reseller from whom you purchased this product. For a list of authorized HYZ Electronics resellers and/or Zelda Cards Electronics authorized service providers, visit our web site at [www.zeldacards.com](http://www.zeldacards.com) or contact the HYZ Electronics service team.

In order to pursue any remedy under this limited warranty, you must possess an original, dated receipt as proof of purchase from an authorized HYZ Electronics reseller. If this product is returned under this limited warranty, a return authorization number, obtained from HYZ Electronics, will be required (RMA number). You may also be directed to an authorized reseller or a person authorized by HYZ Electronics to repair the product.

If it is decided that this product should be returned directly to HYZ Electronics, this product should be properly packed, preferably in the original carton, for shipping. Cartons not bearing a return authorization number will be refused.

## **Limitation of Liability**

THE MAXIMUM LIABILITY OF HYZ ELECTRONICS UNDER THIS LIMITED WARRANTY SHALL NOT EXCEED THE ACTUAL PURCHASE PRICE PAID FOR THE PRODUCT. TO THE MAXIMUM EXTENT PERMITTED BY LAW, HYZ ELECTRONICS IS NOT RESPONSIBLE FOR DIRECT, SPECIAL, INCIDENTAL OR CONSEQUENTIAL DAMAGES RESULTING FROM ANY BREACH OF WARRANTY OR CONDITION, OR UNDER ANY OTHER LEGAL THEORY. Some countries, districts or states do not allow the exclusion or limitation of relief, special, incidental, consequential or indirect damages, or the limitation of liability to specified amounts, so the above limitations or exclusions may not apply to you.

## **Exclusive Remedy**

TO THE MAXIMUM EXTENT PERMITTED BY LAW, THIS LIMITED WARRANTY AND THE REMEDIES SET FORTH ABOVE ARE EXCLUSIVE AND IN LIEU OF ALL OTHER WARRANTIES, REMEDIES, AND CONDITIONS, WHETHER ORAL OR WRITTEN, EXPRESS OR IMPLIED. TO THE MAXIMUM EXTENT PERMITTED BY LAW, HYZ ELECTRONICS SPECIFICALLY DISCLAIMS ANY AND ALL IMPLIED WARRANTIES, INCLUDING, WITHOUT LIMITATION, WARRANTIES OF MERCHANTABILITY AND FITNESS FOR A PARTICULAR PURPOSE. IF HYZ ELECTRONICS CANNOT LAWFULLY DISCLAIM OR EXCLUDE IMPLIED WARRANTIES UNDER APPLICABLE LAW, THEN ALL IMPLIED WARRANTIES COVERING THIS PRODUCT, INCLUDING WARRANTIES OF MERCHANTABILITY AND FITNESS FOR A PARTICULAR PURPOSE, SHALL APPLY TO THIS PRODUCT AS PROVIDED UNDER APPLICABLE LAW.

IF ANY PRODUCT TO WHICH THIS LIMITED WARRANTY APPLIES IS A "CONSUMER PRODUCT" UNDER THE MAGNUSON-MOSS WARRANTY ACT (15 U.S.C.A. §2301, ET SEQ.) OR OTHER APPLICABLE LAW, THE FOREGOING DISCLAIMER OF IMPLIED WARRANTIES SHALL NOT APPLY TO YOU, AND ALL IMPLIED WARRANTIES ON THIS PRODUCT, INCLUDING WARRANTIES OF MERCHANTABILITY AND FITNESS FOR THE PARTICULAR PURPOSE, SHALL APPLY AS PROVIDED UNDER APPLICABLE LAW.



## **Other Conditions**

This limited warranty gives you specific legal rights, and you may have other rights that vary from country to country or state to state.

This limited warranty is void if (i) the label bearing the serial number of this product has been removed or defaced, (ii) the product is not distributed by Kramer Electronics or (iii) this product is not purchased from an authorized HYZ Electronics or Zeldacards reseller. If you are unsure whether a reseller is an authorized HYZ Electronics reseller, visit our web site at [www.zeldacards.com](http://www.zeldacards.com) or contact an HYZ Electronics service team from the list at the end of this document.

Your rights under this limited warranty are not diminished if you do not complete and return the product registration form or complete and submit the online product registration form. HYZ Electronics thanks you for purchasing an HYZ Electronics product. We hope it will give you years of satisfaction.